



Tate[®]


Your Vision. Our Experience.

The Future of Access Floor Finishes is Here!

Table of Contents

The future of the built environment is here.
And it's right under your feet.

Why Tate Finishes?	3
STONWORKS™	5
Classic Concrete	7
Decorative Concrete	9
Slate	11
Granite	13
Terrazzo	15
Custom Terrazzo	17
Porcelain	19
Wood	21
Resilients.....	25
Custom Panels	27
Design & Technical Assistance	29





Tate®



The Benefits of Tate Access Floors

Tate's access floor panels and high-end architectural finishes provide the complete flooring solution you've been looking for; a beautiful and flexible workspace that captures your project's aesthetic vision while maintaining the accessibility, flexibility, and reconfigurability traditionally associated with access floor systems.

Our collection of finish options continues to grow and evolve, keeping pace with the latest interior design trends, and giving architects and designers the freedom they need to create the look their clients want. Tate access floor panels and finishes arrive at your job site installation-ready, which can reduce initial costs and accelerate construction schedules.

Tate's in-house engineering team is constantly working to develop new and exciting ways to customize your building's look even further, including custom panel inlays, sandblasting, and hybrid panel capabilities featuring same-panel curved transitions.

Whatever look you're trying to achieve, Tate can make it a reality.



Accessibility

The continuous evolution of access flooring systems means today's high-performance buildings can maintain accessibility to the underfloor pathway housing power, data, voice, and air services while still having a wide selection of high-end architectural finishes. With each modular panel capable of being easily removed anywhere along the service path, access floors give you total control over your building's service distribution systems.

Flexibility

Today's business landscape is all about being agile, and your workspace needs to maintain the same flexibility your business does in order to stay competitive — maximizing both individual comfort and worker efficiency while minimizing costs. The modular design of Tate's access floor systems allows you to easily relocate service terminals and air diffusers within minutes or rotate panels out of high-traffic areas to minimize wear. Simply swap the panels and get back to your business.



Reconfigurable

A step beyond flexibility, Tate's access floors help ensure that your business is future proof, allowing you to completely reconfigure your workspace as your business grows and changes. Tate access floors make it simple to replace one finish with another or add/remove partition walls — allowing your building's aesthetic to adapt to your needs both today and in the future.

High-End Architectural Finishes for Access Floors



Strength

With multiple panel grades available to accommodate varying load needs in different areas of your building, as well

as a wide variety of seismic and heavy-duty understructure options, Tate access floor panels are able to handle any job regardless of the load requirements.



Time

Tate access floors panels and high-end architectural finishes arrive at your work site as a finished product which is installation-ready.


This means a quicker, more efficient installation process and an earlier move-in date for your project.



Cost Savings

Time is money, which is why Tate access floors are the smart choice for any project. Design assisted solutions arriving

installation-ready from the factory means fewer on-site trades and less time spent during construction overall. That's money that goes straight to your bottom line.



STONEWORKS™

Sleek. Stylish. Durable.

The latest innovation for the built environment is here. Tate's STONEWORKS line of raised access floor panels utilize our industry recognized engineering and manufacturing expertise to combine stunning aesthetics and structural integrity into one complete integrated product. Whether you choose the increasingly popular utility of Classic and Decorative Concrete, or want to emulate the rustic appeal of Slate or the timeless luxury of Granite and Terrazzo, STONEWORKS will capture the correct style for your next project.



Classic Concrete



Decorative Concrete



Slate



Granite



Terrazzo

Natural Variation

Natural stone panels fall into one of 3 categories:



V1
SLIGHT
VARIATION



V2
MODERATE
VARIATION



V3
SUBSTANTIAL
VARIATION

Display the stunning variation of natural stone

Tate's STONEWORKS panels are natural stone products, and all natural stone products contain some degree of variation, which enhances the natural look of the finish. This variation comes from differences in color or aggregate distribution.



Tate[®]

STONWORKS™: Classic Concrete

STONWORKS Classic Concrete panels offer the ultimate combination of aesthetics and functionality. Classic Concrete panels are available with a brushed surface texture or an exposed aggregate honed finish and gives your project a durable, low-maintenance floor to meet today's growing design trends.



V1
SLIGHT
VARIATION



V2
MODERATE
VARIATION



V3
SUBSTANTIAL
VARIATION



Surface Texture: Brushed



Color

Classic Concrete is available in gray.




Brushed



Honed

For CSI Specifications, Data Sheets, and Technical Drawings visit our website at www.tateinc.com/commercial.



Tate[®]

STONWORKS™: Decorative Concrete

STONWORKS Decorative Concrete panels will transform your space with style, durability, and functionality. Decorative Concrete panels come with a brushed surface texture in a wide variety of colors, and standard or plank look options to suit your particular design aesthetic.



V1
SLIGHT
VARIATION



V2
MODERATE
VARIATION



V3
SUBSTANTIAL
VARIATION



Design: Plank Look



Designs



Standard Look



Plank Look

Sample Colors



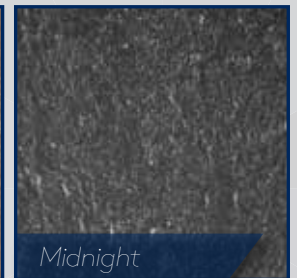
Limestone



Hay



Camel



Midnight

Want to learn more about Tate finishes? Visit our website at www.tateinc.com/commercial.

Tate[®]

STONWORKS™: Slate

STONWORKS Slate panels introduce texture to emulate the ridges of natural slate. Slate panels are available in multiple color options and will provide your application with a unique rustic appeal.



V1
SLIGHT
VARIATION




V2
MODERATE
VARIATION




V3
SUBSTANTIAL
VARIATION




Surface Texture: Ridged



Colors



Midnight



Limestone

For CSI Specifications, Data Sheets, and Technical Drawings visit our website at www.tateinc.com/commercial.

Tate[®]

STONWORKS™: Granite

Attractive, durable, and versatile, STONWORKS Granite panels brings a sense of elegant beauty to any project. Granite panels are available in multiple color options and are available with a polished surface finish.



V1
SLIGHT
VARIATION




V2
MODERATE
VARIATION




V3
SUBSTANTIAL
VARIATION



Surface Texture: Polished



Colors



Fog



Black Pearl



Arctic Storm

For CSI Specifications, Data Sheets, and Technical Drawings visit our website at www.tateinc.com/commercial.

Tate[®]

STONWORKS™: Terrazzo

STONWORKS Terrazzo is a classically beautiful and timeless finish option. Cementitious Terrazzo is easy to clean, and requires little maintenance. It's the perfect option for your building's high-traffic areas, and is available with a polished surface finish.



V1
SLIGHT
VARIATION



V2
MODERATE
VARIATION



V3
SUBSTANTIAL
VARIATION




Surface Texture: Polished



Colors



Smoke



Storm



Sandstorm



Frost

Want to learn more about Tate finishes? Visit our website at www.tateinc.com/commercial.



Tate

STONWORKS™: Custom Terrazzo

STONWORKS Terrazzo can be completely customized to integrate with your buildings design scheme. Our cementitious terrazzo can be customized using existing color swatches, or by selecting specific stone and marble aggregate for a completely unique look.



V1
SLIGHT
VARIATION



V2
MODERATE
VARIATION




V3
SUBSTANTIAL
VARIATION




Surface Texture: Polished



Colors



Sample Match




Custom Selection

For CSI Specifications, Data Sheets, and Technical Drawings visit our website at www.tateinc.com/commercial.



Porcelain


Offering a market wide acceptance and familiarity with a variety of styles and colors to choose from, porcelain enhances the architectural form and space of any building. Customize your building's look even further by choosing between one-piece or multi-piece design options.



Designs



Single Piece



Multi-Piece

Styles



Cement




Granite



Limestone




Metallic



Marble



Monolithic



Natural Stone



Wood





L110

L120

L120

L130

L150

Tate®

Plank Wood


Capture the beauty and warmth of natural wood. Tate's plank wood finishes offer a long-lasting and versatile flooring guaranteed to enhance the look of your building. Choose from a wide variety of available species.




Design: Plank




Featured Species




Ash




Beech



Cheery



Oak



Walnut

For a full species list, please visit our website at www.tateinc.com/commercial



EXIT













Tate®

Attiro Freelay Wood

Attiro combines all of the beauty of engineered wood with all of the ease of an access flooring system. Representing a radical departure from the alternative factory bonded systems, with a magnetized Attiro system you can create a traditional staggered plank style wooden floor without compromising access to the underfloor void.



Featured Species



For a full species list, please visit our website at www.tateinc.com/commercial




Tate[®]

Resilients

Resilient finishes are a durable and easily maintained option and are available in an almost unlimited selection of colors, patterns, and textures. With options ranging from Linoleum and Vinyl to Cork, Rubber, and HPL, you're sure to find the look you need for your project.



Finishes



Tate works with numerous suppliers to provide a wide selection of resilient laminates.

Learn more at www.tateinc.com/commercial.



Tate[®]

Custom Panels

Utilizing our cutting-edge engineering and manufacturing capabilities, we can help you customize your project even further – combining Tate’s experience from more than 50 years as the access floor industry leader with your vision to create a unique look and feel for your next project.



Want to learn more about Tate finishes? Visit our website at www.tateinc.com/commercial.



Tate[®]

Design and Technical Assistance

The Resources You Need

TateInc.com is your one-stop resource center for access floor information and documentation. We strive to keep information up-to-date so you have access to the most recent resources available.

- Product Data Sheets
- Product Details
- Product Specifications
- Architectural Details
- Cost Models
- Design Guides
- BIM Models

Tate offers application engineering, as well as design and specification assistance, to help develop the solution you need for your project.

Our world-class manufacturing facilities, and extensive network of experienced dealers and vendors, means we have the resources to create the custom modular solution you need, and Tate's in-house engineering team has the experience and industry knowledge to help design solutions that meet the specific requirements of your project.


In addition, Tate's world class customer and technical service teams are there to help every step of the way from concept to completion. Whatever you need, Tate is your single source solution.

Engineered Product Support

- Application Engineering
- Design-Assist
- Budget Development
- Specification Assistance
- Solution Building
- Installation Support



Have a Question? Call Tate's Technical Hotline **1-800-231-7788**
or visit our website at www.tateinc.com



Tate[®]



Corporate Headquarters:

7510 Montevideo Road
Jessup, MD 20794
Tate Hotline: 1-800-231-7788
Tel: +1 410 799 4200 Fax: +1 410 799 4207

Production Facilities:

7510 Montevideo Road
Jessup, MD 20794

52 Springvale Road
Red Lion, PA 17356

Tel: +1 717 244 4071 Fax: +1 717 246 3437

TateInc.com

Canadian Sales & Support Office:

880 Equestrian Court
Oakville, ON L6L 6L7 Canada
Tate Hotline: 1-800-231-7788
Tel: +1 905 847 0138 Fax: +1 905 847 0141

Australian Sales & Support Office:

3 Herbert Place
Smithfield NSW 2164
Sydney, Australia
Tel: +61 2 9612 2300

Asia Sales & Support Office:

19 Cecil Street
#05-15, 5th Floor, The Quadrant
Singapore 049704
Tel: +65 6653 5358

Central and South American Sales & Support:

Tel: +1 954 412 2334

European Sales & Support:

B16 Ballymount Corporate Park
Ballymount Avenue,
Ballymount, Dublin 16, Ireland
Tel: +353 (1) 686 6518

Middle East Sales & Support:

Jebel Ali-Lahbab Road (E 77 Road)
Dubai Investment Park
United Arab Emirates
Tel: +971 56 199 8368

A Kingspan Group Company



Tate components are proudly made in the U.S.A.