

SPECIFICATIONS

General information

- Panel weight : 10.25 lbs./ft² bare.
- All steel welded construction filled internally with a cementitious core material.
- Protected from corrosion by an epoxy paint finish.
- Class A flame spread rating.
- Non-combustible material.

UNDERSTRUCTURE OPTIONS

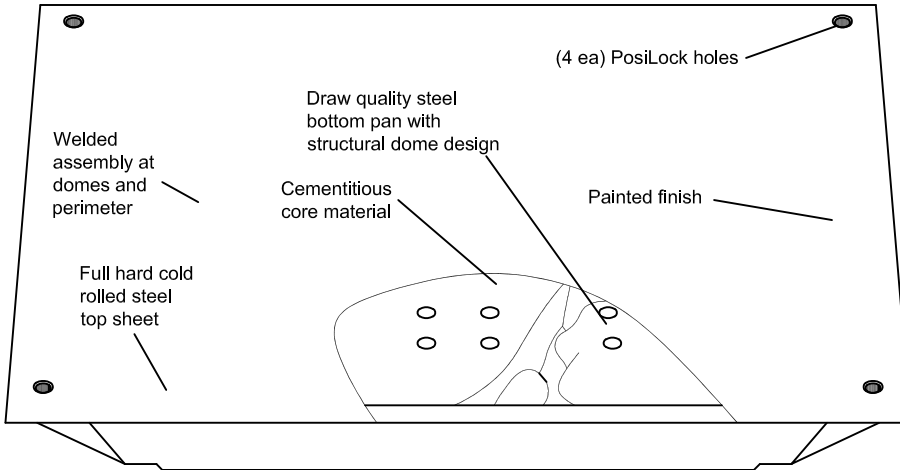
- 4' Heavy Duty Bolted Stringer w/ 8 ga. fillet welded heads

COVERING OPTIONS

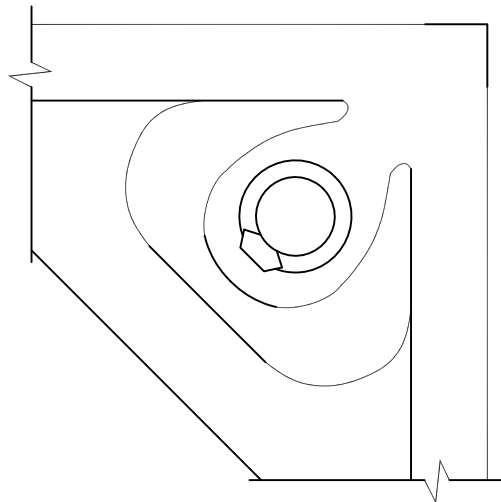
Tile factory laminated with integral trim edge

- 1/8" HPL _____ (Color) _____
- 1/16" HPL _____ (Color) _____
- 1/8" Conductive HPL _____ (Color) _____
- 1/16" Conductive HPL _____ (Color) _____

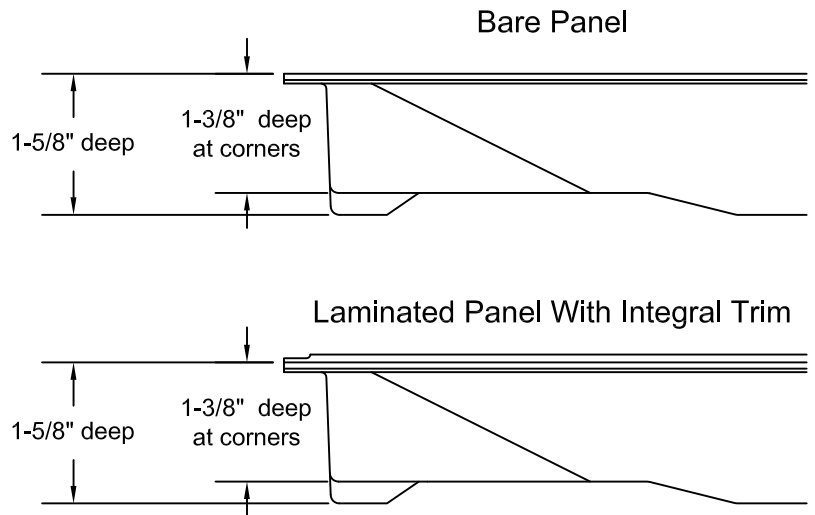
For additional laminate options contact Inside Sales



TOP VIEW



CORNER DETAIL



System Performance Criteria (Tested on Actual Understructure)*

System Type	Understructure	SYSTEM WEIGHT	STATIC LOADS			ROLLING LOADS		IMPACT LOADS
			Design Loads	Ultimate Loads	Safety Factor	10 Passes	10,000 Passes	
ConCore CC2000-24"	Bolted Stringer	11.5 lbs / ft² 56 kg / m²	2000 lbs 907 kg	Min. 4000lbs Min. 1814kg	Min. 2	1500 lbs 680 kg	1250 lbs 567 kg	200 lbs 91 kg

1. System Design Load is based on permanent set $\leq 0.010"$ and is verified by loading panels in accordance with the CISCA concentrated load method but with panels installed on actual understructure instead of steel blocks. (Testing on blocks does not represent performance of an actual installation.) Ultimate, Rolling, and Impact Load tests are performed using CISCA test procedures.

2. Safety Factor Is Ultimate Load divided by Design Load.